











CONCEPT: DIGESTIVE SYSTEM: WORD BUILDING

Components of Digestive System

◆ Combining forms describing compositional aspects of the digestive system.

Combining Form	Definition	Memory Tool	Combining Form	Definition	Memory Tool
stomat/o	_____	Mouth eat S tomato. 	ptyal/o (TIE-al-oh)	saliva, salivation	Salivating on tile. 
bucc/o	_____	Cheeky buck . 	halit/o	_____	halit /osis 
cheil/o (KAI-loh)	lip		bil/o chol/e (kohl)	bile, _____	Bye chol /ester/ol. 
gloss/o	_____	glossy 	cyst/o	_____, sac	Bladder assist . 
sial/o (SIGH-al-oh)	saliva, salivary _____		proct/o	anus, _____	proct /o/logist 

EXAMPLE

Fill in the blanks for the following:

- _____ fat removal is a surgery performed to decrease the fullness of cheekbone area.
- Surgical removal of _____, usually performed laparoscopically: cholecystectomy.

PRACTICE





Match each definition with the correct term.




1)	Disease or condition affecting the tongue.	a) Ptyalism
2)	Inflammation of salivary glands.	b) Cheilosis
3)	Abnormal condition resulting in painful cracking of the lips and corner of the mouth.	c) Glossopathy
		d) Sialadenitis
		e) Cheiloalgia

CONCEPT: DIGESTIVE SYSTEM: WORD BUILDING

Processes and Pathology of Digestive System

◆ Combining forms describing processes and pathology.

Combining Form	Definition	Memory Tool
orex/o	appetite	an/ orex /ia 
peps/o pept/o	to digest, digestion	Pep talk for stomach. 
anabol/o	_____ up	Anabol /ic steroids. 
catabol/o	_____ down	Cat Bowl. 

Combining Form	Definition	Memory Tool
steat/i	_____	Fatty steak . 
cirrh/o	orange-yellow	citrus 
volv/o	_____	Volleyball rolling. 

EXAMPLE

Match each definition with the correct term.

1)	Constructive phase of metabolism.
2)	Bloating and abdominal pain caused by indigestion.
3)	Inflammatory condition of the liver caused by excessive fat accumulation.

- a) Dyspepsia
- b) Anabolism
- c) Steatohepatitis
- d) Catabolism
- e) Steatosis

PRACTICE

A patient presents with sudden onset of severe abdominal pain, vomiting and abdominal distension (bloating). Imaging reveals a twisting of the intestine that leads to obstruction and compromised blood flow. What is the most likely diagnosis?

- a) Enterostenosis.
- b) Cholecystitis.
- c) Cirrhosis.
- d) Volvulus.