






## CONCEPT: MUSCULAR SYSTEM: WORD BUILDING

### Structures of Muscular System

◆ Combining forms describing structures of the muscular system.

Combining Form	Definition	Memory Tool
<b>myos/o</b>	muscle	<b>My</b> muscles! 
<b>leiomy/o</b> (lie-oh-my-oh)	_____ muscle	<b>Lie on my</b> smooth silk 
<b>fasci/o</b>	_____ band	<b>Fashion</b> headwrap. 
<b>ten/o</b> <b>tend/o</b> <b>tendin/o</b>	tendon	Achilles <b>tendon.</b> 
<b>brachi/o</b> <b>brach/i</b>	_____	<b>Brachi/o/saurus</b> 

### EXAMPLE

Surgical repair of fibrous membrane is known as:

- a) Tenotomy
- b) Fascioplasty
- c) Tendolysis
- d) Fasciectomy

### PRACTICE









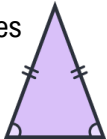
Which of the following terms best describes inflammation of nerves in the arm?

- a) Brachioleiomyitis
- b) Fasciitis
- c) Brachial neuritis
- d) Neurotendinitis

## CONCEPT: MUSCULAR SYSTEM: WORD BUILDING

### Actions and States

◆ Combining forms describing actions and states of the muscular system.

Combining Form	Definition	Memory Tool
kinesi/o	_____, movement	kinesi/o/logy 
tax/o	reaction to stimulus, coordination	
vers/o	_____	re/ <b>vers</b> /e (re- = back) 
tract/o	_____	pro/ <b>tract</b> /or 
metr/o	to measure	speed/o/ <b>meter</b> 
ton/o	tone, _____	Muscle <b>tone</b> . 
tors/o tort/i	to twist, _____	<b>Torso</b> twist. 
troph/o	development, nourishment	
is/o	_____	is/o/sceles triangle 

## **CONCEPT: MUSCULAR SYSTEM: WORD BUILDING**

### **EXAMPLE**

Miguel, a 22-year-old student, notices that the muscles in his neck stay tight and don't relax for extended periods, sometimes with pain. Which condition most accurately accounts for Miguel's abnormal muscle tone?

---

- |               |              |
|---------------|--------------|
| a) Dystonia   | c) Dystrophy |
| b) Dyskinesia | d) Ataxia    |

### **PRACTICE**

Hypertrophy refers to






---

- a) Excessive muscle strength.
- b) Decrease in muscle growth.
- c) Lack of muscle movement.
- d) Excessive tissue or organ development.

## CONCEPT: MUSCULAR SYSTEM: WORD BUILDING

### Suffixes

◆ Suffixes related to or used for muscular system.

Combining Form	Definition	Memory Tool
<b>-opsy</b>	_____	bi/opsy 
<b>-plasia</b>	formation, growth	a/plasia 
<b>-paresis</b>	_____	In <b>Paris</b> for a “weak.” 
<b>-ptosis</b>	_____	Physical Therapy 
<b>-cele</b> (seal)	hernia, protrusion, _____	seal 

### EXAMPLE

Common symptoms after a stroke are muscle weakness, fatigue and loss of balance on one side of the body. Provide a term that best describes this condition.

Term

## **CONCEPT: MUSCULAR SYSTEM: WORD BUILDING**

### **PRACTICE**

Select the most likely term describing a protrusion of muscle through a tear in a fascia.

---

- a) Myoscele
- b) Fasciocele
- c) Myocele
- d) Fasciorrhesis

### **PRACTICE**

Condition in which a kidney is displayed downwards (“droops”) when a person stands up.

---

Term