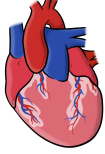








CONCEPT: CARDIOVASCULAR SYSTEM: WORD BUILDING

Structures of Cardiovascular System

◆ Combining forms describing structures of the cardiovascular system.

Combining Form	Definition	Memory Tool
coron/o	heart	Coron/ary arteries. 
vas/o vascul/o angi/o	_____	
ven/o phleb/o	_____	Veins flow back. 
sept/o	_____, partition	

Combining Form	Definition	Memory Tool
sphygm/o	pulse	Squeeze makes a pulse. 
steth/o	_____	steth/o/scope 
corpor/o	_____	non/ corpor /eal 

EXAMPLE

A specialist trained to withdraw blood from veins for medical tests or donations is known as:

- Phlebotomist.
- Venohemocentesis.
- Venologist.
- Vasculotomy.

PRACTICE




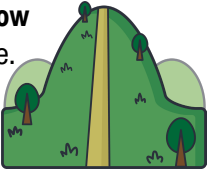
A patient undergoing open-heart surgery is connected to a machine designed to temporarily take over the functions of heart and lungs. This allows the blood to be circulated and oxygenated outside the body. This process is called:




- Angioplasty.
- Extravascular circulation.
- Cardiopulmonary resuscitation.
- Extracorporeal circulation.

CONCEPT: CARDIOVASCULAR SYSTEM: WORD BUILDING

Pathology of Cardiovascular System

◆ Combining forms describing pathology.

Combining Form	Definition	Memory Tool
aneurysm/o	widened blood vessel	A new risk! 
varic/o	_____ vein	Varic/ose veins. 
man/o	_____	Thin mannequin . 
sten/o	_____	Steep narrow slope. 

Combining Form	Definition	Memory Tool
ather/o	_____ substance	Soap lather . 
infarct/o	to infarct (necrosis of tissue in an area)	"In farct" , it's dead and gone. 
occlus/o	to _____ up	O-close the door! 

EXAMPLE

Fill in the blanks.

- 1) Myocardial _____ ion: blood flow to the heart _____ is blocked, leading to tissue death.
- 2) Coronary _____: condition of narrowing of heart arteries which can eventually cause a heart attack.

PRACTICE


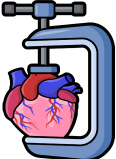

Which of the following is a medical condition in which fatty deposits build up on the wall of arteries, causing them to harden and narrow?

- a) Arteriosclerosis.
- b) Vascular occlusion.
- c) Atherosclerosis.
- d) Arteriostenosis.

CONCEPT: CARDIOVASCULAR SYSTEM: WORD BUILDING

Suffixes

◆ Suffixes used to build cardiovascular system terms.

Suffix	Definition	Memory Tool
-cardia	_____ condition	cardi/o = heart 
-pressor	to _____ down	
-ectasis	dilatation	ecstatic! 

EXAMPLE

Fill in the blanks.

- 1) A condition characterized by dilation of blood vessel is called coronary artery _____.
- 2) A medication that constricts blood vessels in order to increase blood pressure is called vaso_____.

PRACTICE

Which of the following terms describes atypical heart rhythm with unusually fast heart rate originating in the lower chambers of the heart?

- a) Atrial bradycardia.
- b) Vascular dysrhythmia.
- c) Ventricular tachycardia.
- d) Cardiac dysrhythmia.